

G. VERDI  
**NABUCCO**

Act 2, 3, 4

Violin II

ATTO 2<sup>o</sup>

SCENA ED ARIA ABIGAILLE

ALLEGRO

V V V V V

*ff*

*p* *cres.* *f*

*pp* *p*

*cres.* *ff*

V V V V V

*p*

2 Ben io t' in - venni, o fatal

REC.<sup>vo</sup>

scritto! . in seno mal ti celava il rege, onde a me fosse di scorno!

V

V prole Abigail di schia - vi Ebben! sia

*ff*

1stVn

3 ALLEGRO  
tale!

cresc:.....V.....

2nd しっかり

Recit.

di Nabucco figlia, qual l'Assiro mi crede, che sono io qui? Peggior che

schiaiva! Il trono affida il regge alla minor Fe - nena, mentr' ei fra l'armi a sterminar Giu -

-dea l'animo in - tende! Me gli amori al - trui in via dal

※16分キザミに修正

campo a qui mi - rar oh iniqui 4 tut -

-ti; e più folli an - cor!.. d'Abi - gaille mal conoscete il

core... 5 A Tempo  
Su tutti il mio fu - rore piombar ve - drete

fatal sde - 6 gno

VIOLIN II

*ADAGIO* 3

7 *ANDANTE*

2ndだけ!!

*p*

*allarg.*

anch' io

*p*

*un giorno*

8 *sol?*

*p*

*un giorno*

9 *sol* *un giorno sol*

*PIZZ.*

*p*

10 *ALLEGRO MOSSO* □ □ V □ □ V □ □ V □ □ *cres.* □ □

ARCO *p*

□ □ V □ □ V □ □

*ff*

V V

il po - tere a te s'a-

譜めぐり

-spetta

Come? Il tutto è pronto

**11** *PIÙ MOSSO*  
gia

*mf*

**12**

Oh fe - del, di te men *forte* questa donna non sa -

-rà!

Salgo

**15** *MENO MOSSO*

già □ V

**16**

**17**

**Recit. e Preghiera Zaccaria TACET**

※次のアリアは TACET (休み)



VIOLIN II

CORO DI LEVITI

GRAVE

Musical notation for the first three staves of the 'CORO DI LEVITI' section. The first staff is marked *GRAVE* and *p*. The second and third staves are marked *ARCO*. The first measure of each staff contains a tremolo figure. The section concludes with a *PIZZ.* (pizzicato) instruction.

Musical notation for the fourth staff of the 'CORO DI LEVITI' section, marked *ARCO*. It features a series of sixteenth-note patterns with various articulation marks.

Musical notation for the fifth staff of the 'CORO DI LEVITI' section. It begins with a *PIZZ.* instruction, followed by a *PRESTO* tempo change and an *ARCO* instruction. The dynamics range from *ff* to *pp*.

Musical notation for the sixth staff of the 'CORO DI LEVITI' section, featuring a melodic line with various articulation marks.

Musical notation for the seventh staff of the 'CORO DI LEVITI' section, marked *cres.* and *ff*. It contains a complex rhythmic pattern.

Musical notation for the eighth staff of the 'CORO DI LEVITI' section, featuring a melodic line with *pp* and *ff* dynamics.

Musical notation for the ninth staff of the 'CORO DI LEVITI' section, marked with a box containing the number 23. It features a melodic line with *pp* and *ff* dynamics.

Musical notation for the tenth staff of the 'CORO DI LEVITI' section, featuring a melodic line with various articulation marks.

Musical notation for the eleventh staff of the 'CORO DI LEVITI' section, featuring a melodic line with various articulation marks.



Musical notation for measures 22 and 23. The music features a rhythmic pattern of eighth notes with slurs and accents. The dynamic marking *ff* is present at the end of measure 23.

**24** *ben staccato*

Musical notation for measures 24 through 26. Measure 24 starts with a *pp* dynamic and includes the instruction *ben staccato*. Measures 25 and 26 show a crescendo (*cres.*) leading to a *f* dynamic. The notation includes various articulation marks such as *V* (accents) and  $\square$  (staccato marks).

**25** *PIÙ PRESTO*

Musical notation for measures 25 and 26. Measure 25 begins with a *f* dynamic and the instruction *PIÙ PRESTO*. The notation includes first endings marked with a '1' and repeat signs.

Deh fra **26** telli, perdo -

Musical notation for measure 26, which includes the vocal line. The dynamic is *p* and the tempo marking *MENO MOSSO* is present.

-nate! Un'E-brea salvata egli ha. Inni levate all'e-terno! è veri -

Musical notation for measures 26 and 27, including the vocal line. The dynamic is *p*. The page concludes with the instruction *譜めくり* (turn page).

Inni levate all'e-terno! è veri -



FINALE II.

27


-tà! 2



28



※印三か所 □追加



*cres.* 29



Gloria ad Abiga- -ille      morte agli Ebrei




quella corona or rendi      pria mori -



- rò

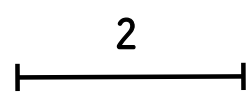
*p*



dal



2



capo mio **1** la pren -

*ff*

**1** **30** *ff* **1** Vuota Vuota

*ff* **1** Vuota

*ff* Vuota

**31** *ANDANTINO*

*pp*

*p* *f* *p*

**32**

The musical score consists of six staves of music in a single system. The notation includes various rhythmic values, triplets, and dynamic markings. The first staff begins with a piano (*p*) dynamic and features several triplet markings. A forte (*f*) dynamic appears in the second measure of the first staff. The first staff concludes with a piano (*p*) dynamic and the instruction "col canto". The second staff contains a measure with a diagonal slash, indicating a fermata or a measure to be held. The third staff also contains a measure with a diagonal slash. The fourth staff includes a measure with a diagonal slash. The fifth staff is marked with a box containing the number "33" and the instruction "PIZZ." (pizzicato). It also includes a piano (*p*) dynamic and the instruction "Ist". The sixth staff includes two measures marked "Ist".

1

1st

**1** ARCO PIZZ. Ist

ARCO **34** 6 6 6 6 6 6

**35** PIZZ. 6

ARCO *f* *p* 3 V 3 V 3

**36** S'oda or me! V

ALLEGRO *f*

**16** v'è un sol nume... il vostro

37 Re Il volto a terra o - mai chi - na - - te me Nume

38 f p

39

Giù prostrati... non son più Re, son

VIOLIN II

40 Di- *ff* *dim.*

*p dim.*

3 Oh 41 come 1 *PIZZ.*

*ARCO* *ff*

42 *ALLEGRO* *pp*

*incalzando*

*Oh mia*



43 ADAGIO  
figlia

Musical staff with notes and *PIZZ. p* marking.

ALLEGRO COME PRIMA

Musical staff with notes, dynamics *f* and *p*, and *V* markings.

Musical staff with notes and *ff* marking.

Musical staff with lyrics: Sul mio capo sul mio capo si ver- so

Musical staff with notes and *8* marking.

45 ANDANTE

Musical staff with notes, lyrics: Ah!.. per -

ADAGIO  
- che

Musical staff with notes and *PIZZ. p* marking.

46 la - grima spun - tò?

Musical staff with notes and *ARCO p* marking.

ALLEGRO

Musical staff with notes, dynamics *rinf.* and *ff*, and *b* marking.

Musical staff with notes and *b* marking.

Fine dell' Atto 2<sup>o</sup>

## VIOLIN II

ATTO 3<sup>o</sup>

## CORO D'INTRODUZIONE

※バンドなので弾かない 1番の3拍目から弾く

IN MANCANZA DELLA BANDA

TEMPO DI MARCIA

pp

*cres.*

*f* *p*

*f*

*ff*

*mf*

*mf*

*pp*

*ff*

*ff*

ORCHESTRA

Vuota

3 3 3 3

**2** *staccato*

*pp*

**3**

*pp*

**4**

*pp* カット

**5**

## VIOLIN II

## RECITATIVO E DUETTO

Eccelsa donna, che d'As - siria il fato reggi, le preci a - scolta de' fidi  
 tuoi! Di Giuda gl'empi figli perano tutti, e pria co - lei che suora a  
 te no - mar non o - so *f* Essa, Be - lo tra - di... *f* Che mi chie -  
 - dete! *p* Qual audace in -  
 - frange l'alto divieto *f* mio? Nelle sue stanze si tragga il veglio!...  
 Chi parlare ardisce ov'è Na - bucco? Deh! Si - gnore, mi segui. *p* Ove condurmi vuoi?  
 lasciami!... *f* questa è del Consiglio l'aula sta! non vedi? *f* M'attendon

**6** *ANDANTE*  
 essi

Devoe sono, è vero, ma guai se alcuno il sa!... *p* *cres.* vò che mi  
 creda sempre forte cia - scun... *f* lascia... Ben io or troverò mio

VIOLIN II

seggio V □ V □ V □ V □ V □ V □ V

- stei? Oh qual bal - - danza! □ V V □ U - scite, o fidi

The image shows a musical score for Violin II. It consists of two staves. The top staff contains a series of rhythmic markings: a square box followed by 'seggio', then a 'V' followed by a square box, and then pairs of 'V' and square box. The bottom staff contains the lyrics: '- stei? Oh qual bal - - danza! U - scite, o fidi'. Above the second staff, there are more rhythmic markings: a square box, a 'V', another square box, another 'V', another square box, and another 'V'. The music is written in a treble clef with a key signature of one sharp (F#).

7 **ANDANTE**  $\square$   $\vee$   $\vee$   $\square$   $\vee$   $\vee$   
miei! *ff* *p*

**PIZZ.** **ARCO**  $\square$   
*pp* *ff*

**ALLEGRO VIVO**  $\square$   $\vee$   $\square$   $\vee$   
*p*

8  $\square$   $\square$   $\square$   $\square$   $\square$   $\square$   $\square$   $\square$   
*ff*

9  $\square$   $\vee$   $\square$   $\square$   $\vee$   $\square$   $\square$   $\vee$   $\square$   $\vee$   
*pp*

*cres.*  $\square$   $\square$   $\square$   $\vee$

10  $\square$   $\vee$   $\square$   $\square$   $\square$   $\square$   $\square$   $\square$   
*ff*

Musical staff with notes and lyrics "dêi tu!". Includes dynamic markings *ff* and *p*.

Musical staff with notes and lyrics "Morte qui stà pei". Includes dynamic markings *ff* and *p*.

Musical staff with notes and lyrics "A morte a morte". Includes dynamic markings *f* and *p*.

Musical staff with notes and lyrics "tutta Israel sia". Includes dynamic marking *f*.

Musical staff with notes and lyrics "col canto". Includes dynamic marking *f*.

Musical staff with notes and lyrics "tratto". Includes dynamic marking *ff*.

Musical staff with notes and lyrics "stolto!". Includes dynamic marking *sf*.

Musical staff with notes and lyrics "Qui volli at-tenderti! Io schiava? Io". Includes dynamic marking *sf*.

Musical staff with notes and lyrics "Io schiava? Io". Includes dynamic marking *f*.

15 schiava? Apprendi il ver! *p* *cres.* *ff*

il foglio menzogner! *f*

1 PIZZ. 2

16 *AND<sup>te</sup>* *ARCO* *p*

*cres.* *string. a poco* *dim.*



17

*p*

18

di vile schiava al piè

*ff* *p*

*v*

*allarg.*

*dim.* *p*

lombra. Son del re

*p*

3

19 *ALL.<sup>o</sup>* 2 Ah qual suon!

20 o Prigio - nier! Prigio - nier? Si d'una schia *Largo, col canto*

3 Prigio - nier? *a tempo*

21 *ALL.<sup>o</sup> MOD.<sup>to</sup>* 23

*colla voce*

*a tempo*

*col canto* questo veglio Suo

22  
24

UN POCO PIÙ VIVO  
COR

Musical staff 1: Treble clef, key signature of three flats (B-flat, E-flat, A-flat), 2/4 time signature. The staff contains a series of eighth notes with stems pointing down, starting with a piano (*p*) dynamic marking.

Musical staff 2: Continuation of the eighth-note pattern from the first staff.

Musical staff 3: Continuation of the eighth-note pattern from the first staff.

Musical staff 4: Continuation of the eighth-note pattern, ending with a fortissimo (*ff*) dynamic marking.

25

Musical staff 5: First ending (1<sup>a</sup>) and second ending (2<sup>a</sup>) for the vocal line. The first ending is crossed out with a red line. The second ending leads to the lyrics "il geni - tor". Below the staff, the instruction "繰り返し無し" (Do not repeat) is written in red.

Musical staff 6: Continuation of the vocal line with various dynamics and articulation marks.

deh per - dona.

26

Musical staff 7: Continuation of the vocal line, featuring a fortissimo (*ff*) dynamic marking and a forte (*f*) dynamic marking.

Musical staff 8: Continuation of the vocal line with a fortissimo (*ff*) dynamic marking.

Musical staff 9: Continuation of the vocal line, ending with a key signature change to two flats (B-flat, E-flat).

□  
CORO DI SCHIAVI EBREI

LARGO > □ > v > □ > □ > v > □

28

6

6

6

6

6

*ff*

*p*

*f*

*p*

PIZZ.

29

ARCO

6

6

6

6

6

*dim.*

PIZZ.

PROFEZIA - FINALE TERZO

piange? Di femmine im - belli <sup>v</sup> chi sol - leva lamenti All' E -

ARCO  
p

terno? Oh sor - ge - le, <sup>v</sup> angosciati fra - tel - li, <sup>v</sup>

ff

sul mio labbro fa - vella il Si - gnor! <sup>v</sup>

p  
ff

**30** *AND.<sup>te</sup> MOSSO* **31** <sup>v</sup>

**12**

ff

**1** <sup>v</sup> **1**

ff

<sup>v</sup> <sup>v</sup> <sup>v</sup>

p

**1** <sup>v</sup> <sup>v</sup>

p

**32** *UN POCO PIÙ MOSSO* <sup>v</sup> <sup>v</sup>

f  
p

□ 3 □ V

*ff*

This staff contains a series of triplets of eighth notes. Above the first triplet is a square box containing the number '3', and above the second triplet is a square box containing the letter 'V'. The dynamic marking *ff* is placed below the first triplet.

□

*ff*

This staff features a melodic line with a slur over the first two measures, followed by a rest, and then another slur over the next two measures. The dynamic marking *ff* is located below the first measure.

□

*ff*

This staff continues the melodic line with slurs and rests, similar to the previous staff. The dynamic marking *ff* is placed below the first measure.

□ V □

*p* *f*

This staff begins with a slur and a rest, followed by a triplet of eighth notes. Above the first triplet is a square box with 'V', and above the second triplet is a square box. The dynamic markings *p* and *f* are placed below the first and last measures respectively.

33

*POCO PIÙ MOSSO*

*ff*

This staff starts with a triplet of eighth notes, followed by a measure rest, and then sixteenth notes. Above the first triplet is a square box with the number '33'. The tempo instruction *POCO PIÙ MOSSO* is written above the staff. The dynamic marking *ff* is below the first measure.

□

*ff*

This staff contains a melodic line with a slur and a rest. The dynamic marking *ff* is below the first measure.

34

*ff*

This staff begins with a triplet of eighth notes, followed by a measure rest, and then a melodic line with a slur and a rest. Above the first triplet is a square box with the number '34'. The dynamic marking *ff* is below the first measure.

□ □

*ff*

This staff continues the melodic line with slurs and rests. The dynamic marking *ff* is below the first measure.

*Fine dell' Atto 3°*

ATTO 4°

PRELUDIO SCENA ED ARIA

ALLEGRO



5 ALL.<sup>o</sup> MOD.<sup>to</sup> ASSAI

-guita? Ah sogno ei fu... terribil sogno! Or ecco, il grido di guerra! Oh la mia spada! Il mio de- strier, che alle battaglie a- nela come fanciulla a danza Oh prodi miei! Sion - ne, la superba cit - tado, ecco tor -

*f* *p* *ff*

-reggia sia nostra, cada in cenere! Fe -

6 MARCIA FUNEBRE IN MANCANZA DELLA BANDA

※上段はバンド 7番まで休み

-ne - - na! *p*

Fe - ne - na a - mor . .

7 *ALL<sup>o</sup>*  
-te  
*f*

*ff* *p* *p*

3

8 *AND.<sup>te</sup>* 6 9 *LARGO*  
2ndだけ *p*

col canto 10 *a tempo*

e i miei riti strugge - rò. □ *p*

*cres.*

11 Dio sa-

-prò

sa-prò

12 ALL.<sup>o</sup>

Porta fa - tal, oh t'apri - rail..

3 tua mente of-

-fesa? 3 Che parli tu? La mente or più non è smar - -

-rita Abdallo, il brando, il brando

mio... Per conquistare il seggio, eccolo o Re!

Salvar Fenena io voglio

voglio

A musical staff for a vocal line. It begins with a whole rest, followed by a quarter note G4, a quarter note A4, and a quarter note B4. The word "voglio" is written above the staff. There are dynamic markings "f" (forte) and "V" (crescendo) above the staff. The staff ends with a double bar line.

13 ALL.<sup>o</sup>

A musical staff for the piano accompaniment. It starts with a treble clef and a key signature of three flats. The tempo marking "ALL.<sup>o</sup>" is present. The music consists of a series of eighth notes, with dynamic markings "f" and accents. There are also square box markings above the staff.

A musical staff for the piano accompaniment, continuing the eighth-note pattern from the previous system. It includes dynamic markings "f" and accents, as well as square box markings above the staff.

A musical staff for the piano accompaniment, continuing the eighth-note pattern. It includes dynamic markings "f" and accents, as well as square box markings above the staff.

14

A musical staff for the piano accompaniment, marked "14". It continues the eighth-note pattern with dynamic markings "f" and accents, and square box markings above the staff.

A musical staff for the piano accompaniment, continuing the eighth-note pattern. It includes dynamic markings "f" and accents, and square box markings above the staff.

15

A musical staff for the piano accompaniment, marked "15". It continues the eighth-note pattern with dynamic markings "p" (piano) and accents, and square box markings above the staff.

A musical staff for the piano accompaniment, continuing the eighth-note pattern. It includes dynamic markings "p" and accents, and square box markings above the staff.

A musical staff for the piano accompaniment, continuing the eighth-note pattern. It includes dynamic markings "p" and accents, and square box markings above the staff.

A musical staff for the piano accompaniment, continuing the eighth-note pattern. It includes dynamic markings "p" and accents, and square box markings above the staff.

16 *f*

*p*

※頭打ち  
*ff*

17  
di mia coro-na al sol *f*

18 *f*

※このページはバンドなので弾かない 20番まで休み

MARCIA FUNEBRE E PREGHIERA

IN MANCANZA DELLA BANDA

ALL.<sup>o</sup> ASSAI MOD<sup>to</sup>

*f*

*3* *3*

*6* *6*

*6* *6* *6* *6* *6* *6*

*6* *6* *6* *6*

**19** **10** *t'af-fretta*

*pp* *cres* *ff*

20 *AND<sup>te</sup>*  
 PIZZ. *p*

21 *O splen-dor*

*Già dal frat*

*al ciel al ciel*

**FINALE ULTIMO**

22 *ALL.<sup>o</sup>*  
 ARCO *ff*

*fer-*

*-mate! l'idol fu - nesto,*

23 *Ah torna Israello, torna alle*  
*p p*

*gioie alle gioie del patrio suol Sorga al tuo Nume*

*tempio no - vello... Ei solo è grande, è forte è forte Ei*

カット 26番へ

VIOLIN II

24 *ALL<sup>o</sup>*  
soll  
*p*

25 *Rec.*  
Ei solo è grande, è forte Ei! soll!..... Figlia ado-

26 *ALL<sup>o</sup>*  
riamolo pro - strati al suol  
*ff*

27 *ADAGIO* 24 28 *ADAGIO*  
Oh!... chi veg..  
*ff* *p*

29 *AND<sup>te</sup> MO<sup>to</sup>* (C. lug.) 13  
-g'io  
*p*

30 *PIZZ.* ARCO  
non male - dire  
*p*

1 non male - dire 1  
*p*

non male - dire non maledire a me 31 *ALL<sup>o</sup>*  
*pp* col canto *ff*